

Stacey Gilmour
Governance Officer
Direct: 020 8132 1383
or Ext 1383

E-mail: Stacey.gilmour@enfield.gov.uk

SAFER NEIGHBOURHOOD BOARD

Thursday, 7th April, 2022 at 6.30 pm in the Conference Room, Civic Centre, Silver Street, Enfield, EN1 3XA

Membership:

(Please see attached list)

AGENDA – PART 1

- 1. WELCOME & INTRODUCTIONS**
- 2. APOLOGIES**
- 3. NOTES OF INFORMAL MEETING OF THE SAFER NEIGHBOURHOOD BOARD (Pages 1 - 4)**

To agree the notes of the informal meeting of the Safer Neighbourhood Board held on 13 January 2022.

- 4. CHAIRS FEEDBACK**

Tim Fellows (Chair) to present.

Feedback also to be provided:

- Stop & Search monitoring group
- CCTV Monitoring group

- 5. ENFIELD CRIME AND ANTI-SOCIAL BEHAVIOUR PERFORMANCE (Pages 5 - 18)**

To receive the report of Andrea Clemons, Head of Community Safety.

- 6. EXAMINATION OF CRIME STATISTICS (Pages 19 - 42)**

Examination of crime statistics received:

- Current and planned police operations
- Target establishment on CAPE's (including staff changes, vacant posts, anticipated timelines for replacement, etc)
- Abstractions from Wards

7. CHANGES TO WARD BOUNDARIES

To discuss as a Board the changes to Ward Boundaries.

8. DATES OF FUTURE MEETINGS

To note that future meeting dates will be confirmed at Annual Council in May.

Members of Safer Neighbourhood Board

- *SNB Chair - Tim Fellows
- *SNB Secretary - Alok Agrawal
- *SNB Vice-Chair – Glenn Breslin
- *SNB Vice-Chair - Janet Marshall
- *SNB Treasurer - Vacancy
- *Adrian Bishop-Laggett (FERAA)
- *Vicky Dungate (Enfield Racial Equality Council)
- *Vacancy (Disability Representative)
- *Vacancy (Business Representative)
- *Leena Parkar (PEP Member) Parent Champion
- *(EYP Representatives)
- *Rasheeda Ali-Sevaratnam (Independent Advisory Group (IAG))
- Kelly Brown (Victim Support Representative)

Councillors: Nneka Keazor and Lee David-Sanders

***CAPE Chairs**

- *Gillian Yeung (Bowes CAPE)
- *Glenn Breslin (Bush Hill Park CAPE)
- *Vicky Pite (Chase CAPE)
- *Simone Strauss (Cockfosters CAPE)
- *Janet Marshall (Edmonton Green CAPE)
- *Revd Ian Gallagher (Enfield Highway CAPE)
- *Laraine Hodgson (Enfield Lock CAPE)
- *Peter Claxton (Grange CAPE))
- *Eddie Fraser (Haselbury CAPE)
- *David Cockle (Highlands CAPE)
- *Vacant (Jubilee CAPE)
- *Jany Badoye (Lower Edmonton CAPE)
- *Adrian Bishop-Laggett (Palmers Green CAPE)
- *Maria Aciyan (Ponders End CAPE)
- *Carole Shuttle (Southbury CAPE)
- *Dionne John, Hannah Newton (Southgate CAPE)
- *Alok Agrawal (Southgate Green CAPE)
- *Irene Wilson (Town CAPE)
- *Vacancy (Turkey Street CAPE)
- *Vacant (Upper Edmonton CAPE)
- *Jon Appleby (Winchmore Hill CAPE)

Other Interested Parties: - (who are not SNB Members)

Borough Commander Simon Crick
Superintendent Chris Jones
Inspector Scott Mason
Inspector Erica Crawshaw
Sergeant Monika Maleka
Havana Wellings-Longmore (MOPAC)
Irene Wilson (Willow Road Residents)
Andrea Clemons (Head of Community Safety)
Councillor Nneka Keazor (Cabinet Member Community Safety and Cohesion)
Councillor Rick Jewell (Cabinet Member for Environment)
*=Parties with voting rights. Please note support officers and advisors do not hold voting rights.

This page is intentionally left blank

SAFER NEIGHBOURHOOD BOARD
INFORMAL MEETING
THURSDAY 13 JANUARY 2022, 6:30PM
MEETING NOTES

1. Apologies for absence were received from the SNB Chair, Tim Fellows. In the Chair's absence, Janet Marshall, (SNB Vice-Chair) chaired the meeting.

The Chair welcomed everyone to the meeting and explained that this was an informal meeting of the Safer Neighbourhood Board. This means that it is not a formal meeting of the authority and Councillors need to be aware that joining this meeting is not recorded as attendance for the purposes of Section 85 Local Government Act 1972. The meeting will be managed as if it were an in-person formal meeting. Officers will present reports and answer questions from Board members in the usual way. A Committee Services Officer is in attendance to take notes. The notes will be presented to the next formal meeting of the Board for formal ratification as the Board sees fit.

2. Chairs Feedback was received, providing members with an oversight on events to date. The Hate Crime Forum Management Group continues to meet virtually. There have been several meetings on how to take forward the Case Management Panel (CMP). There had been a few teething issues, particularly about the information sharing protocol, but it was hoped that this could be overcome soon. There had been a 4.8% increase in race and religious hate crime, a 23.2% increase in homophobic hate crimes and an 11.1% increase in transgender hate crime in the 12 months ending November 2021.

In the last quarter the Chair had attended a Community Engagement meeting with the BCU Commander and one LCP meeting. Enfield Highway Ward CAPE had met, and Tim Fellows had been elected as Chair. MOPAC funding had still not been received. Stacey Gilmour, Governance Officer advised that this was continually being chased and the Board would be provided with an update as soon as she had received a response from MOPAC.

It was noted that the Vice-Chair, Janet Marshall had not been invited to attend the meetings of VAWAG (Violence Against Women and Girls) or NAVRG (North Area Violence Reduction Group). She had however attended an MS teams meeting in January 2021.

3. Chief Inspector Karl Curran provided a high-level overview on Counter Terrorism and explained that at the next meeting of the Safer Neighbourhood Board he would provide a more in-depth update, concentrating on local issues for the Borough. The following points were highlighted:
 - (i) The Counter Terrorism Policing network stretches across the UK and works alongside MI5 and other partners to find information and evidence to thwart terrorist planning and help bring perpetrators to justice. MI5 look

at national security whilst the police deal with safeguarding and vulnerability.

- (ii) Contest is the UK's Counter-Terrorism Strategy. It aims to reduce the risk from terrorism so that people can go about their lives freely and with confidence.
- (iii) Prevent is one part of the UK's Contest Counter Terrorism Strategy. It includes four sections:
 - Pursue: to stop terrorist attacks
 - Prevent: to stop people becoming terrorists or supporting terrorism
 - Protect: to strengthen protection against a terrorist attack, and
 - Prepare: to mitigate the impact of a terrorist attack.
- (iv) Prevent addresses three distinct themes. These are:
 - Challenging the ideology that supports terrorism and those who promote it.
 - Protecting vulnerable people
 - Supporting sectors and institutions where there are risks of radicalisation.
- (v) Around the UK there are nine regional counter terrorism units (CTUs). These units collaborate daily to confront the threat from terrorism. They have officers and staff working in a range of specialist fields such as investigations, forensics, digital exploitation, financial inquiries, community liaison and communications.
- (vi) The Police have a long history of working to prevent vulnerable people being drawn into criminal behaviour. The government-led, multi-agency Prevent programme aims to stop individuals becoming terrorists and police play a key role by working with local authority partners and community organisations to help find solutions and work to support and protect vulnerable people.
- (vii) Anyone can make a referral into Prevent and they are received from a wide range of partners including communities, education, health, youth offending teams, police and children's social care. Members of the public can also refer into the police Prevent team.
- (viii) Referrals are first screened for suitability through a preliminary assessment by the police Prevent team which includes Psychologists. If appropriate, an assessment of the individual's vulnerabilities is made. If suitable, the case is then referred on.
- (ix) Within the community it is all about prevention and how to intervene early to draw individuals away from radicalisation and this is very much a partnership-led approach. Most of the intelligence around counter terrorism comes from community sources.
- (x) 81% of high concern cases referred into Prevent had complex needs. Trying to understand someone's mental health is a massive aid in finding out why people commit crime; not just counter terrorism but crime as a whole.
- (xi) In response to a question regarding how to make a referral into Prevent, Karl explained that there are Prevent Champions working within the police,

schools, Local Authorities as well as Counter Terrorism hotlines that members of the public can contact. Crime Stoppers can also be used as a route to reporting concerns.

- (xii) It was agreed that at the next meeting of the Safer Neighbourhood Board, Karl would update members with a deep dive into Counter Terrorism in the Borough of Enfield.

4. Chief Inspector Jonathan Waterfield updated the board members on the Examination of Crime Statistics, highlighting the following:

- Information was provided on the Met's vision for enhancing local policing across London and its plans to deliver this on North Area BCU (Haringey and Enfield) over the coming months.
- The priority is to reduce violent crime across the Met and town centres across London have been a driver for this. As a result of this London will soon be getting an additional 650 police officers who will work solely in busy public places and other areas, including those where women and girls often feel unsafe.
- 500 hundred Officers will form 19 town centre teams across the capital and will be based permanently in busy neighbourhoods. The town centre teams will be made up of one Inspector, two sergeants and 21 police constables.
- The public regularly ask for more visible policing presence in their local areas. Placing them in these locations is a really important part of how the Met is responding to helping communities feel and be safe.
- The decision as to their location was led by data and intelligence which considers locations that generate the most policing demand, areas with higher crime levels and/or areas where confidence in the police is low.
- The locations for town centre teams in North Area will be in Wood Green and Edmonton. This is currently what the data is showing as to where they are needed.
- Edmonton Town Centre team will launch on 14th February 2022. The team will be made up of a partnership approach working 7 days a week and up until 02:00 hours at weekends.
- There will be 75 enhanced wards across London where a further 150 officers will join London's Dedicated Ward Officers (an additional 2 posts per ward) – who are already based in communities and work with Londoners to drive down crime and problem solve local issues.
- Enhanced wards in Enfield are Edmonton Green, Upper Edmonton, Enfield Highway, Ponders End and Lower Edmonton.
- One way to boost public confidence is the introduction of Public Attitude Initiatives (PIA's). This involves intensive police engagement and activity in wards with low public confidence in small areas of 4-6 roads.
- PAI's have already been conducted in the following Enfield wards: Palmers Green, Edmonton Green, Lower Edmonton, Bush Hill Park and Upper Edmonton.

- They involve introductory confidence surveys, (along with closing surveys to be carried out on the residents covered with the PAI targeted area), joint police/high visibility patrols, street briefings, crime prevention leaflets/ward newsletter to be delivered to every resident within the PAI targeted area, community weapon/drug sweeps of the areas. Council/local authorities joint patrols where residents can be spoken to regarding concerns they have in the area.
 - Ward Panels/CAPE meetings are a key driver for local engagement and for setting ward priorities, the first of which must be focused on violence. Representation of the community is key and builds trust, confidence and accountability.
 - Operation Boxster works predominately in Fore Street covering Enfield and Haringey, targeting street sex workers and the crime associated on the periphery of this activity.
 - There are currently 62 identified street sex workers on North Area. Five Community Protection Notices have been issued to sex workers identified by the community as engaging in anti-social behaviour not relating to sex working. 44 males have been arrested for soliciting a woman for prostitution and sent on a diversion course (a five-hour seminar on dangers of using sex workers).
 - This ongoing operation has seen some great work taking place with arrests being made.
 - Further updates were provided on the work of the Safer Neighbourhood Ward Teams, Safer School Teams as well as the Safer Estate Teams all of which had resulted in some positive outcomes.
 - Some fantastic community events had taken place including an Enfield Community Fun Day and youth engagement continued with the very successful Cadet Programme which included the cadets taking place in a large protest re-enactment as well as a cadet safety training day.
 - With regards to violence against women and girls Operation Gwen, a bespoke initiative for Enfield and Haringey Police had been implemented. Phase will see Dedicated Ward Officers meeting with all the local service providers for women and girls, to capture their concerns and fears to enable delivery of what matters most to local communities.
 - Data was provided for a rolling 12 months from December 2020 on total crimes by ward, Enfield crime types, monthly I & S calls and stop and search figures.
5. The next formal meeting of the Board was scheduled to take place on Thursday 7 April 2022.

London Borough of EnfieldCrime Scrutiny Panel Meeting - 15th March 2022

Subject: Enfield Crime and Anti-social Behaviour Performance**Cabinet Member:** Cllr Keazor**Executive Director:** Tony Theodoulou

Purpose of Report

1. For information and comment

Relevance to the Council Plan

2. To note performance against Enfield's Safer Stronger Communities Board priorities up to 31st January 2022

Background

The information below provides an update on performance against the priorities agreed by the Safer and Stronger Communities Board (SSCB) within its current Partnership Plan 2020-2022. These priorities are:

- Tackling violent crime in all its forms
- Keeping young people safe and reducing their risks from crime
- Reducing burglary and keeping people safe at home
- Promoting cohesion and tackling hate crime
- Dealing with anti-social behaviour

With additional focus on tackling illegal drugs and raising awareness to deter vehicle crime

The report reflects on performance locally in comparison with London as a whole.

Main Considerations for the Panel

Key issues, challenges, comparative data

Conclusions

4. Report Author: Andrea Clemons
Head of Community Safety Unit
Andrea.Clemons@enfield.gov.uk

Date of report: 25th February 2022

Appendices None

Background Papers None

Introduction

1. The data within this report is sourced from Police records, which can be subject to fluctuations due to record processing. It is optimally accessed at least 5 working days from the end of the required reporting month.
2. Due to the submission deadlines for the March 2022 Crime and Scrutiny Review Meeting, Police data included in this report which is up to the end of January 2022 was accessed on the 7th February 2022.

Summary

3. There are indications that some crime levels across the capital are returning to numbers last seen pre-pandemic. Total Notifiable Offences in Enfield increased by 4.4% in the year ending January 2022. In London, there was a slightly higher increase of 5.2% in the same period.
4. An increasing number of London boroughs have recorded increases in Serious Youth Violence (SYV) victims in the last year. There was an average 0.4% rise in London equating to 24 more victims than last year across the capital. With a 3.2% rise in Enfield, this was the first year on year increase in victims in the borough since 2020.
5. Some crime categories in the borough have maintained a decline or lower levels than those recorded prior to March 2020, such as Residential Burglary, Robbery of Personal Property and Gun Crime. In comparison to London there were higher decreases in Domestic Abuse Violence with Injury offences and incidents in Enfield than those recorded in London over the last year. While all Sexual Offences increased across Enfield and the capital by the year ending January 2022.
6. There were over a third less ASB calls across both regions in the last year compared to the year before, decreasing by 37.8% in Enfield while in London, there was a 35.1% decrease in the same period.

Table 1: The overall performance of Enfield's SSCB priorities compared to London in the year to January 2022, compared to the previous year

Enfield Safer and Stronger Communities Partnership Board Priorities							
Enfield Charts	Enfield 01/02/2020 to 31/01/2021	Enfield 01/02/2021 to 31/01/2022	Enfield % Change	London Charts	London 01/02/2020 to 31/01/2021	London 01/02/2021 to 31/01/2022	London % Change
Residential Burglary Offences	1861	1653	-11.2%	Residential Burglary Offences	44663	40851	-8.5%
Violence Against the Person Offences	8521	9231	8.3%	Violence Against the Person Offences	218356	237385	8.7%
Non-Domestic Abuse VWI Offences	1632	1850	13.4%	Non-Domestic Abuse VWI Offences	44031	50587	14.9%
Domestic Abuse Incidents	6540	6276	-4.0%	Domestic Abuse Incidents	155818	154258	-1.0%
Domestic Abuse VWI Offences	1014	848	-16.4%	Domestic Abuse VWI Offences	23749	22895	-3.6%
Serious Youth Violence Victims aged 1-19	311	321	3.2%	Serious Youth Violence Victims aged 1-19	5924	5948	0.4%
Child Sexual Exploitation Incidents	67	60	-10.4%	Child Sexual Exploitation Incidents	1234	1142	-7.5%
Child Sexual Exploitation Offences	25	24	-4.0%	Child Sexual Exploitation Offences	576	541	-6.1%
Knife Crime Offences	517	567	9.7%	Knife Crime Offences	11119	11003	-1.0%
Knife Crime Possession Offences	164	125	-23.8%	Knife Crime Possession Offences	4729	4247	-10.2%
Knife Crime with Injury Offences	121	138	14.0%	Knife Crime with Injury Offences	3149	3232	2.6%
Knife Crime Injury Victims Aged 1-24	54	69	27.8%	Knife Crime Injury Victims Aged 1-24	1288	1350	4.8%
Knife Crime With Injury Non DA Victims under 24	49	60	22.4%	Knife Crime With Injury Non DA Victims under 24	1169	1233	5.5%
Robbery of Personal Property Offences	938	828	-11.7%	Robbery of Personal Property Offences	23505	21470	-8.7%
Gun Crime Offences	89	59	-33.7%	Gun Crime Offences	1630	1322	-18.9%
Gun Crime Lethal Barrel Only Offences	10	4	-60.0%	Gun Crime Lethal Barrel Only Offences	289	204	-29.4%
Gun Crime Personal Robbery Offences	12	14	16.7%	Gun Crime Personal Robbery Offences	323	236	-26.9%
Acid Attacks Offences	10	2	-80.0%	Acid Attacks Offences	178	83	-53.4%
Sexual Offences	670	856	27.8%	Sexual Offences	18451	24421	32.4%
Rape Offences	262	335	27.9%	Rape Offences	7302	9022	23.6%
Hate Crime Offences	755	751	-0.5%	Hate Crime Offences	24902	27380	10.0%
ASB Calls	17741	11043	-37.8%	ASB Calls	494409	320641	-35.1%
Aggravated Vehicle Taking	39	42	7.7%	Aggravated Vehicle Taking	884	665	-24.8%
Interfering with a Motor Vehicle	866	672	-22.4%	Interfering with a Motor Vehicle	14652	11277	-23.0%
Theft from a Motor Vehicle	3548	3331	-6.1%	Theft from a Motor Vehicle	64862	62613	-3.5%
Theft or Taking of a Motor Vehicle	1271	1732	36.3%	Theft or Taking of a Motor Vehicle	25219	27867	10.5%
Total Notifiable Offences	28315	29555	4.4%	Total Notifiable Offences	769310	808936	5.2%

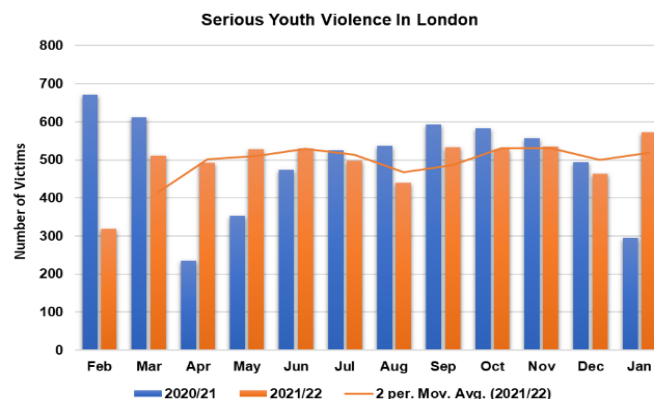
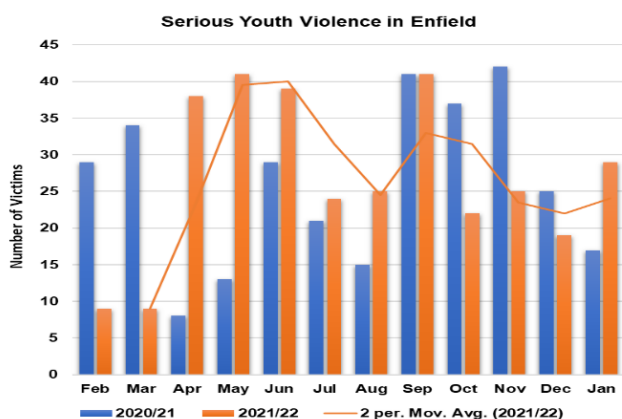
* Figures in Table 1 were downloaded from Police Metstats2 on the 07/02/2022

Keeping young people safe and reducing their risks from crime

- Serious Youth Violence**

1. The number of Serious Youth Violence victims in Enfield increased by 3.2% in the year to January 2022. 321 victims were recorded in the borough compared with 311 victims in the year to January 2021, an increase of 10 more victims.
2. The average increase across London in the same period was 0.4%. There was capital average of 186 victims per borough over the last year. 15 London boroughs recorded increases in victim numbers in the year to January 2022.
3. 29 young victims were recorded in Enfield in January 2022, while this is not the highest monthly number recorded in the borough over the last year (41 SYV victims on borough in both May and September 2021), it is following the upward London trend.
4. There were 572 SYV victims recorded in the capital in January 2022, the highest monthly number in the last 12 months. Barnet, Croydon, Haringey, Hillingdon, Lambeth, Newham, and Westminster all recorded their highest monthly number over 2021/22 in in January.

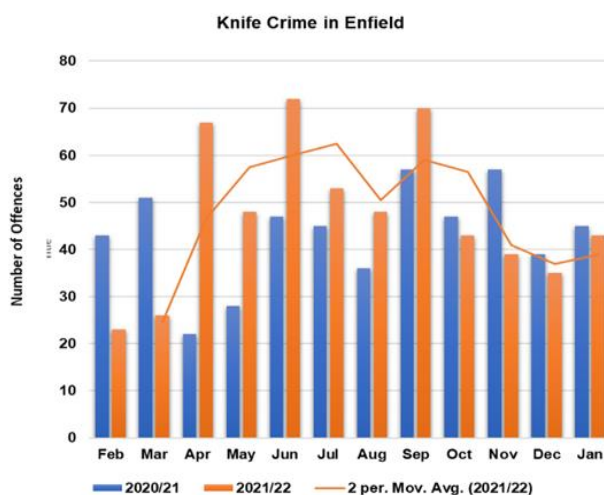
Charts 1 & 2: Comparison of Serious Youth Violence victims in 2 years to January 2022 in Enfield and London



5. The ONS Mid 2021 Estimate continues to indicate that Enfield has the 4th largest youth population aged 1-19 in London, accounting for over a quarter (26%) of the borough's total population. This equates to a rate of 4 Serious Youth Violence victims per 1000 of the borough's youth population in the year to January 2022.
6. Croydon were 2nd in London for their number of serious youth violence victims (n=309) whilst also having the highest number of young people within their population in the capital. This borough also was one of the 5 boroughs where an increase in young victims was recorded, rising by a significant 26.1%.
7. Westminster was the 3rd highest in the capital, with an even higher 30.1% increase in SYV victims to 307 by January 2022. It also has a comparatively low number young people within its population at 25th highest in London, so now has the highest rate of 6 victims per 1000 of this section of their population in the capital.
8. Other boroughs with increases over the last year were Redbridge (where the highest increase was recorded of 33.3%), Havering had the next highest increase of 32.2%. The lowest increase was recorded in Islington with 200 victims by the end of January 2022 and a 2.6% increase.
9. Enfield's Basic Command Unit partner Haringey has the 20th highest youth population in London and had the 5th highest numbers of SYV victims in 2021/22. There was a 20.3% increase, recording 278 victims by January 2022 compared to 231 victims by January 2021, this equates to a slightly higher rate than Enfield of 5 SYV victims per 1000 of their youth population.

Knife Crime

10. In the year ending January 2022, Knife Crime¹ in Enfield had increased by 9.7%, compared with the previous year. Numbers rose by 50 from 517 to 567 offences by the end of January 2022.
11. There were 3 distinct peaks in offence numbers in the borough over the last 12 months, which were not repeats of trends recorded in the previous 12 months.
12. The single highest number of offences were recorded in June 2021 with 72 offences in the month and in contrast to the 47 recorded in June 2020.
13. Since the 3rd peak in September 2021, when 70 offences were recorded numbers had declined month on month until January 2022, when numbers rose to 43 offences similar to the 45 recorded in January 2021, but not close to the 70-offence monthly average of the highest 3 months of 2021/22.



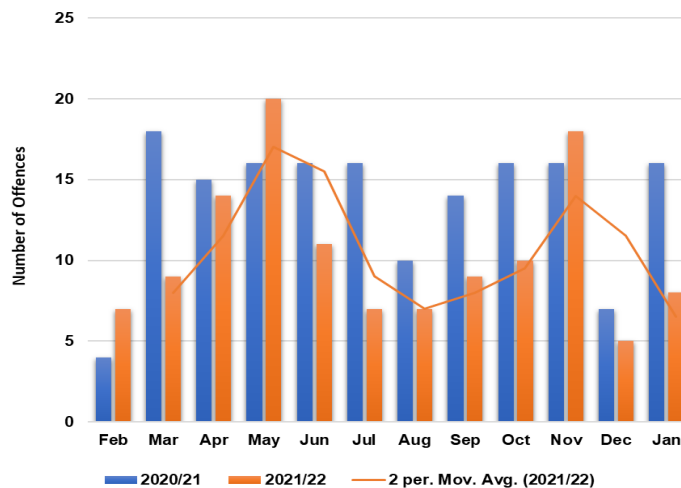
¹ **Knife crime** is defined in as an offence of homicide, attempted murder, assault with intent to cause harm, assault with injury, threats to kill, sexual offences (including rape) and robbery or where a knife or sharp instrument has been used to injure, used as a threat, or the victim was convinced a knife was present during the offence.

14. London experienced a small 1% reduction in the same period, with an average of 917 recorded offences per month in the last year. On average there were just 4 less offences per borough in 2021/22. The lowest monthly number in the capital in the last 12 months was in February 2021 with 760 offences recorded.

Knife Crime Possession Offences

15. By year ending January 2022 Enfield's Knife Crime Possession offences had continued to decrease, with a 23.8% decline, compared to the previous year. There had been 164 offences in 2020/21 falling to 125 in 2021/22.
16. Over the last year, there have been an average of 10 offences per month in the borough. After the highest number of offences in the last year in May 2020 with 20, there was a downward trend from June to October 2021. The monthly levels remained much lower than the same 5 months in 2020.
17. November 2021 then recorded the second highest number in 2021 with 18 offences, then again dropping steeply to the lowest level in the last year with 5 offences in December 2021. January 2022 with 8 offences was half of the 16 offences recorded a year before in January 2021.
18. London experienced a lower reduction of 10.2% in the same period. There was an average of 133 offences per borough in 2021/22. December 2021 remains the lowest monthly number in the last year with 291 offences, there were then 311 offences in January 2022.

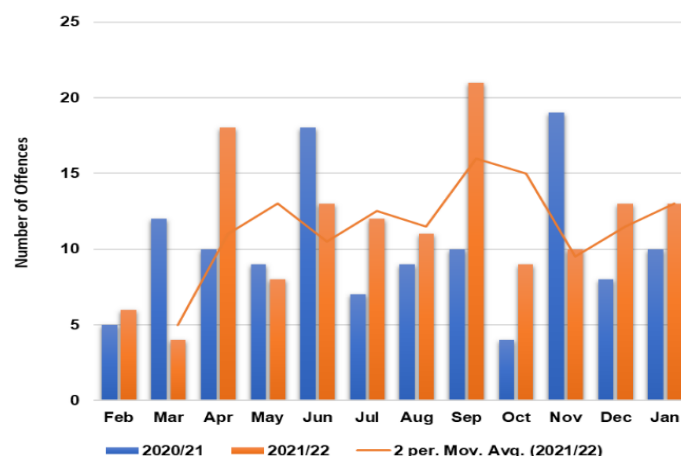
Knife Possession Offences in Enfield



Knife Crime with Injury Offences

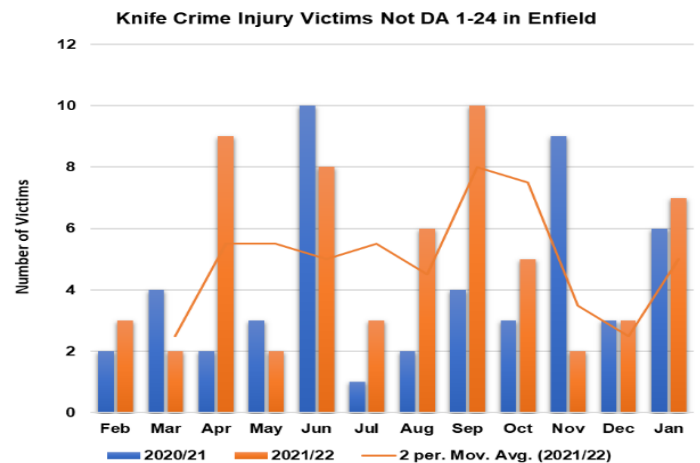
19. In the year ending January 2022 Knife Crime with Injury offences increased by 14%, compared to the previous year rising by 17 offences from 121 offences in 2020/21 to 138 in 2021/22.
20. The highest number of offences in 2021/22 was in September with 21 offences recorded, more than double the same month in 2020/21 when 10 offences were recorded.
21. In October 2021 numbers fell sharply, but even with 9 offences again more this was again than double the 4 that were recorded in October 2020. By December 2021 and January 2022, when 13 offences were recorded monthly, the trend reversed with both months higher than the same months in 2020/21.
22. London experienced an increase of 2.6% in the same period, approximately 3 more offences per borough, who each had an average of 101 offences each over the last year.

Knife Crime With Injury Offences in Enfield



Knife Crime Injury Victims Non-Domestic Abuse Under 24

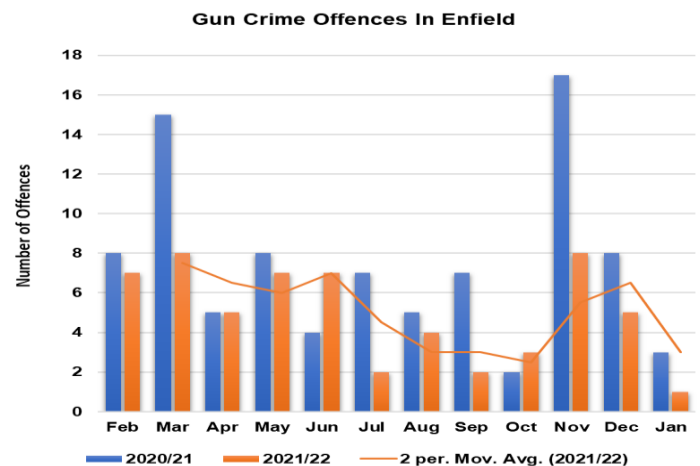
23. Non-Domestic Knife Crime Victims under 24 made up 40% of all Knife Crime Injury Victims in Enfield in 2020/21. The overall numbers of Knife Crime Injury Victims rose in 2021/22 and so did the proportion in this category to 43%.
24. There was a 22.4% increase in young victim numbers in Enfield in 2021/22. The numbers of victims rose by 11 from 49 to 60 by January 2022.
25. Like Knife Crime with Injury offences, non-domestic victims under 24 follow the same pattern in 2021/22, rising in April (n=9) and June (n=8) with a peak to their highest level with 10 victims in September 2021. By January 2022, 7 victims were recorded in Enfield, slightly more than the 6 victims in the same month in 2021.



26. In London in the year to January 2022, there was an increase of 5.5% with 1,233 victims in the capital in 2021/22. This equates to a monthly average of 103, a borough average of 39 victims in the last year. There was a total of 98 victims recorded in January 2022, a borough average of 3 victims in the month

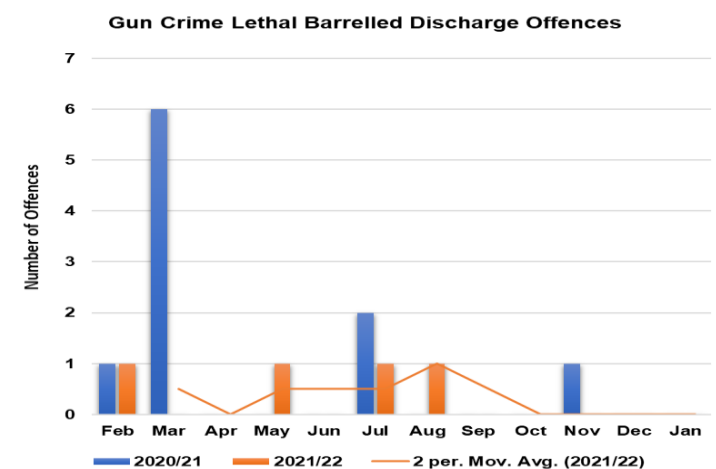
Gun Crime

27. Gun crime² offences in Enfield decreased by 33.7%, recording 59 offences in the year to January 2022, compared with 89 the previous year.
28. November 2020 recorded the highest number of offences with 17 offences in Enfield in the last 2 years. In 2021/22 the number was very different with 8 offences recorded in November 2021.
29. January 2022 with a single offences has recorded the lowest level on borough in the last 2 years.
30. London experienced a reduction of 18.9% in the same period. In the capital, there were 1,630 offences in 2020/21 and 1,322 were recorded in 2021/22.



Gun Crime Lethal Barrelled Discharged Offences

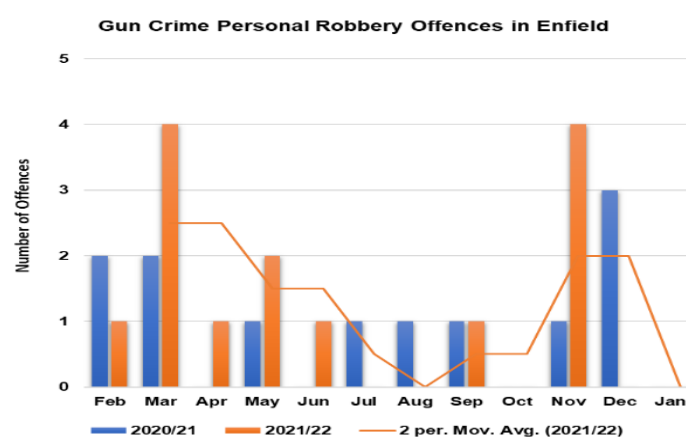
31. There has been little change in this crime category for some time, it has continued with a significant decrease and no offences were recorded in Enfield for the last 5 months.
32. There were 4 Gun Crime Lethal Barrelled offences in the borough in the year to January 2022, compared with 10 the previous year, 60% decline.
33. 2 of the boroughs offences this year were recorded in Upper Edmonton and another 1 in Edmonton Green, the single offence recorded most recently in August 2021 was in Palmers Green ward.
34. There were 204 offences recorded across the capital in the last year (approximately 6 offences per borough), declining by 85 or 29.4% from 289 the previous year. There was a total of 3 offences recorded in London in January 2022, with none recorded in Enfield.



² **Gun Crime** is defined as an offence where a Firearm has been fired, any Firearm has been used as a blunt instrument to cause injury to a person, a Firearm has been intimidated and the victim was convinced a weapon was present or a Firearm has been used as a threat.

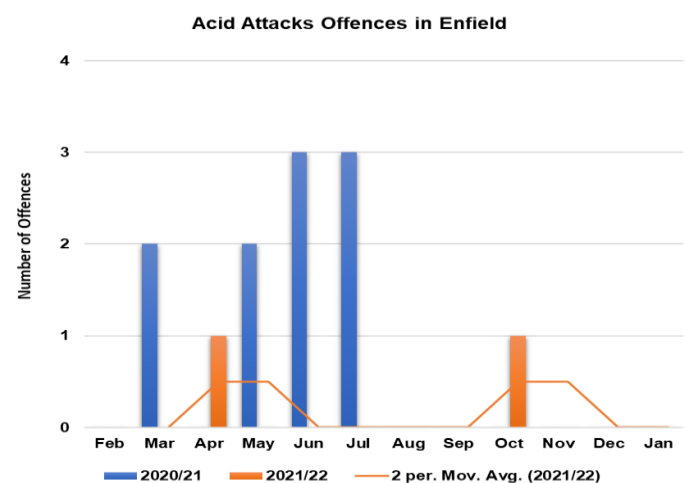
Gun Crime Personal Robbery

35. Gun Crime Personal Robbery offences in 2021/22 have remained similar to the trend and numbers recorded in 2020/21 with 14 offences recorded this year compared to 12 the year before equating to a 16.7% increase.
36. There had now been 5 months in the last year when no offences were recorded at all in the borough - July, August, October, December 2021 and most recently January 2022.
37. London in contrast recorded a decrease of 26.9%, with offences across the capital dropping from 323 to 236 by the end of January 2022.
38. There were 9 offences recorded across the 32 London boroughs in January 2022, none of which occurred in Enfield.



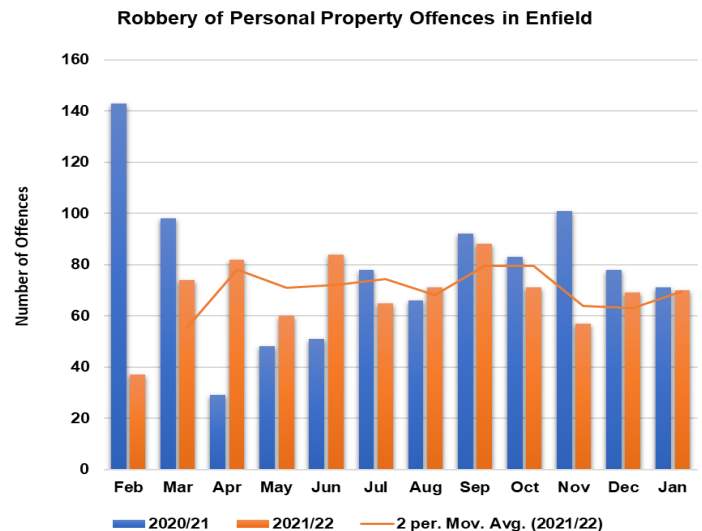
Acid Attacks

39. In the year ending January 2022 there has been an 80% decrease in acid attacks in the borough. 2 offences were recorded in 2021/22, compared with 10 recorded the previous year.
40. There had been no offences recorded in the borough for the 3 months until April 2021 when a single offence was recorded and there had been no further offences recorded in the borough until and since October 2021.
41. In London, there was a decrease of 53.4% in the same period with 83 offences by the end of January 2022 compared to 178 reported the year before.
42. There had been a monthly average of 7 attacks through 2021/22 in the capital. 18 acid attack offences were then reported in December 2021, the highest monthly number in 2021/22 none were in Enfield, followed by 13 in January 2022, again none of which were in Enfield.



Robbery of Personal Property Offences

43. There was a decrease of 11.7% in the year ending January 2022 in the borough, when 828 offences were recorded, compared with 938 the previous year i.e. 110 less robberies.
44. For the only time in the last 12 months monthly numbers in April through to June 2021 were higher than the same months in 2020.
45. For the rest of the year before and after this period the trend reversed. By January 2022 (n=70) there was 1 less than the 71 recorded in January 2021.
46. In London numbers of offences decreased 8.7% in the same period with numbers declining from 23,505 to 21,470 which is an average of 671 personal robberies per borough recorded in 2021/22.
47. The decline across the capital therefore equates to an average of 64 less offences per borough by year ending January 2022 significantly less than the actual reduction recorded in Enfield.

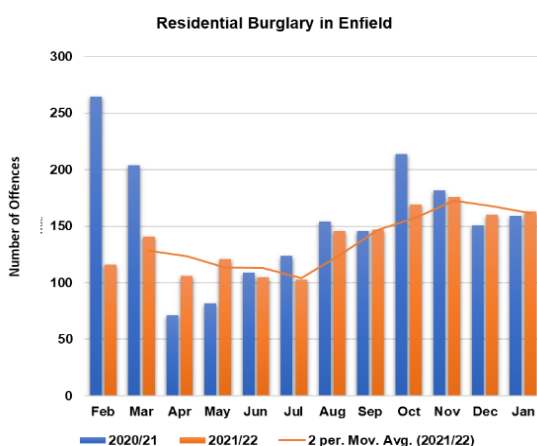


Reducing Burglary and Keeping People Safe in the Home

Residential Burglary

48. There were 1,653 Residential Burglaries in Enfield in the year ending January 2022, compared with 1,861 the previous year, a decrease of 11.2%. In London, there was also a smaller decrease of 8.5% in the same period.
49. Enfield has an estimated 131,707 households (DCLG Central Upper Estimates 2021) which equates to a rate of 13 residential burglaries in the last year per 1000 households, a slightly lower rate³ than our neighbouring borough and Police Basic Command Unit partner Haringey where there was a rate of rate of 15.
50. Over the last year, Enfield followed a similar overall pattern in residential burglaries to those recorded in the capital. Offences in the borough reached a peak in November 2021 while remaining below the same month 2020. By January 2022 there were 163 burglaries from residential properties slightly higher than the 159 recorded in the same month in 2020.

Charts 3 & 4: Enfield and London Residential Burglaries 2-year comparison to January 2022



London Fire Brigade Statistics

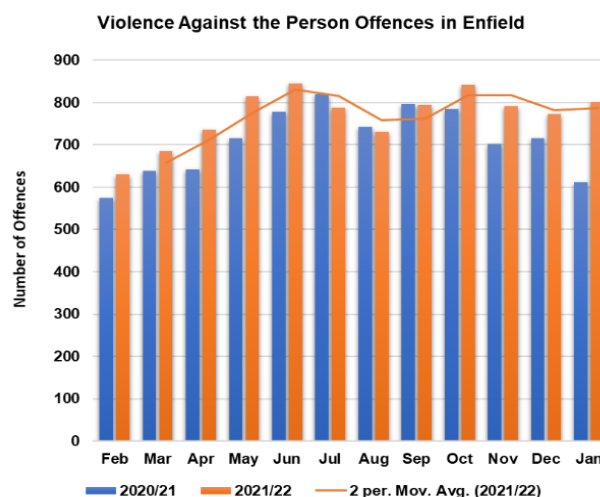
³ Haringey recorded 1,741 residential burglaries in the year ending January 2022 and is estimated to have 117,214 households in the borough <https://data.london.gov.uk/dataset/trend-based-population-projections> (DCLG Central Upper Estimates 2021)

51. The LFB completed 75 Home Fire Safety Visits in January 2022, this has dropped below the average due to record numbers of staff absences due to Covid-19. January 2022 had an overall decrease with 40 callouts compared to January 2021 when there were 43 callouts. Primary and secondary fires are considered very low for this time of year. Property types saw an increase for refuse related fires, with vehicles fires also increasing. Ignition types show cooking appliances as being the most prevalent.

Tackling Violent Crime in all its forms

Violence Against the Person Offences

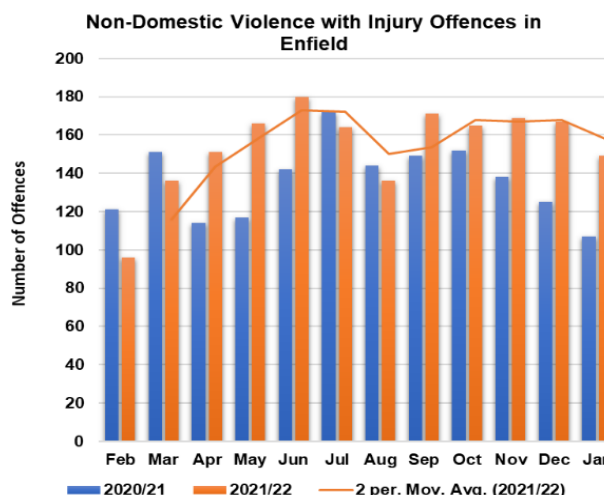
52. In the year ending January 2022 there were a total of 9,231 Violence Against the Person offences (VAP)⁴ recorded in Enfield, compared with 8,521 offences the previous year.
53. This equates to an increase of 8.3% or a difference of 710 more offences, a monthly average of 769 offences.
54. Through almost all of 2021 consistently the numbers of offences maintained the same trend distributions as those recorded throughout 2020.
55. Offences reached their highest monthly number in the last 24 months in June 2021 with 847 recorded. With 802 offences in January 2022 compared to 612 in January 2021, levels were notably higher along with the 3 preceding months, than they were in the same months the year before.



56. In London, there was a similar increase of 8.7% in the same period, rising from 218,356 offences in the year to January 2021 to 237,385 by January 2022, equating to an average of 7,418 per borough monthly.
57. In the first half of 2021/22 all of London recorded a monthly average of just over 19,600 offences. However, in the second half of the year including a peak in July 2021 to the highest monthly number (n=21,722), the capital's monthly average increased to nearly 20,000 offences.

Non-Domestic Abuse Violence with Injury Offences

58. In the year ending January 2022 there were 1,850 offences, compared with 1,632 the previous year, equating to a 13.4% rise or 218 more offences in Enfield.
59. Non-Domestic Violence with Injury offences followed the same trend as Violence Against the Person offences, in the borough with a peak to their highest levels in the last 2 years also recorded in June 2021 (n=180).
60. From September 2021 through to January 2022, there is again a notable difference between the consistently high levels in 2021/22 compared to the declining trend in the same period the previous year. During this time were on average 30 more offences each month than there were in 2020/21.
61. In London, there was a similar increase of 14.9% rising from 44,031 to 50,587 by January 2022 - 6,556 more offences across the capital.
62. In London from the 10 months from April 2021 through to January 2022, there was a monthly average of nearly 4,500 offences, which is higher than the monthly average for the whole of 2020/21 when it was approximately 3,660 per month including July and August of 2021, when numbers reached their peak in the capital.

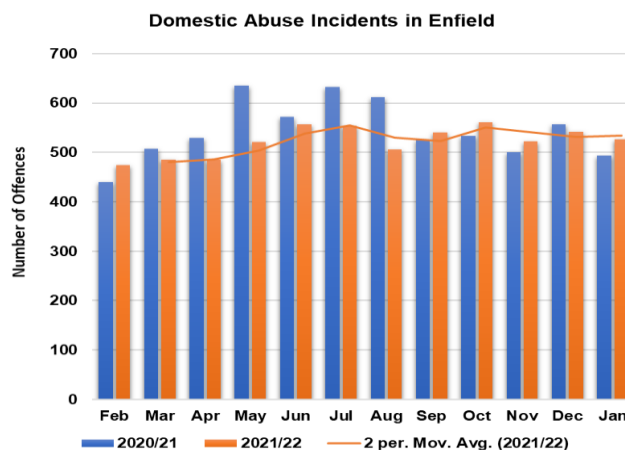


⁴ **Violence Against the Person Offences (VAP)** includes Minor Categories of Assault with Injury, Common Assault, Harassment, Murder (Homicide), Offensive Weapon, Other Violence and Wounding/GBH. All VAP offences include domestic and non-domestic related assaults.

Violence Against Women and Girls (VAWG)

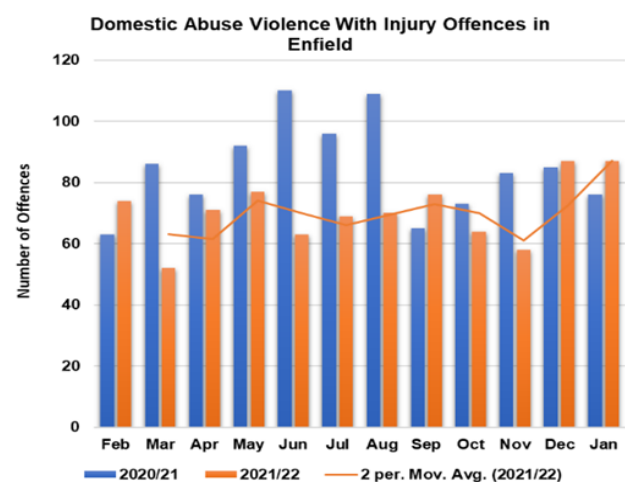
Domestic Abuse Incidents

63. In the year ending January 2022 there were 6,276 Domestic Abuse Incidents in Enfield, compared to 6,540 the previous year, a decrease of 4% (n=264).
64. Domestic Abuse Incidents between March and August 2021 remained consistently below the monthly numbers in 2020/21, since September 2021 this trend reversed, and numbers of incidents for the last 5 months, with the exception of December 2021, have been slightly higher than the same months last year.
65. London experienced lower decrease of 1% over the same period. In the capital, there were 158,818 incidents recorded in year ending January 2021, falling to 154,258 in year ending January 2022, a borough annual average of just over 4,820.



Domestic Abuse Violence with Injury Offences

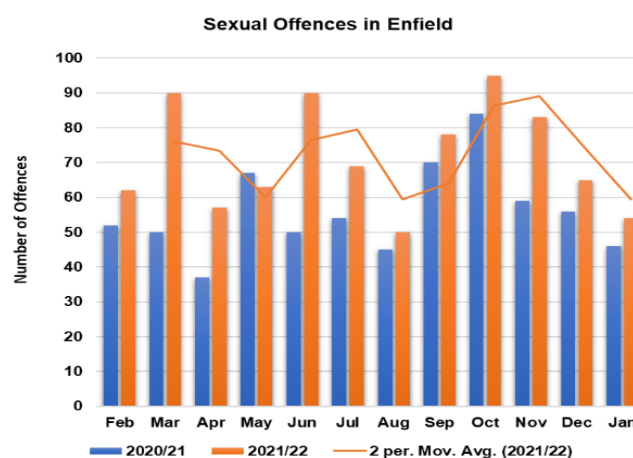
66. In Enfield by end of January 2022, there was a 16.4% decrease in this offence type. The numbers of Domestic Abuse Violence with Injury offences were 848 by the year ending January 2022 while there were 1,014 in previous 12 months, a difference of 166 less offences.
67. In the last year, the number of offences remained under those of 2020/21 particularly between March and August 2021. By December 2021 and January 2022 numbers reached the highest levels in 2021/22 with 87 offences recorded each month.
68. Despite these end of the year increases, no months in 2021/22 reached the same high levels recorded between March and August 2020.



69. In London there was a decrease of 3.6% (n=854) in the same period, decreasing from 23,749 offences in 2020/21 compared to 22,895 in 2021/22 - a borough annual average of approximately 715 offences.

All Sexual Offences

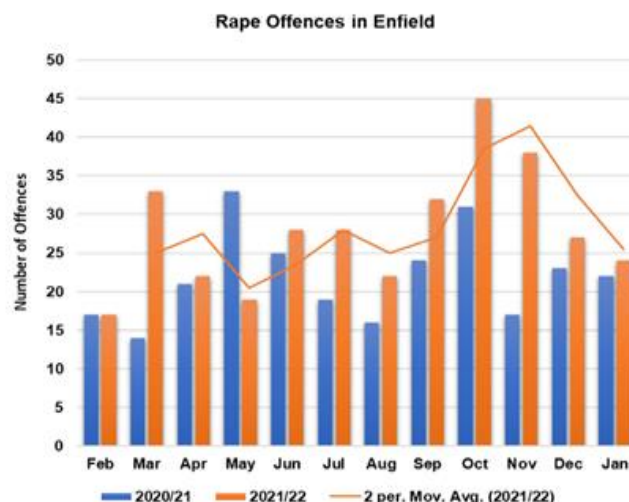
70. Figures for Enfield show that 856 Sexual Offences were reported in year ending January 2022. This is an increase of 27.8% from the 670 offences recorded in the borough by the end of January 2020, a difference of 186 more offences.
71. London experienced a higher increase of 32.4%, which equates to an average of 763 offences per borough.
72. In Enfield in the last year, Sexual Offences dropped to their lowest levels in August 2021, followed by a sharp increase in September and October 2021. From October to January 2022, the number of Sexual Offences then steadily reduced in the same pattern as the same months to January 2021.
73. Earlier in 2021/22, March and June 2021 had also recorded a spike of Sexual Offences, recording nearly double the number of offences when compared to the same periods in 2020/21.



74. This pattern was replicated in London, with 24,421 total offences across the region and an average of 71 offences per borough in June 2021 alone - numbers then rose in the capital in September 2021 significantly above the same month in 2020/21 and more so than they did in Enfield.
75. The overall significant percentage increase by the end of January 2022 can largely be attributed to the decline in offences in 2020/21 due to the pandemic and the effects of lockdowns compared to 2021/22 with the freedom during the summer months.

Rape Offences

76. Rape offences increased in Enfield by 27.9% from 262 by end of January 2020/21 to 335 by the end of January 2022, a difference of 73 offences more by the end of the year.
77. In London there was a similar increase of 23.6% with 7,302 offences reported in 2020/21 increasing to 9,022 reported in 2021/22, an annual borough average of 282 offences.
78. The reasons for the patterns of monthly rape offence reports are similar to the causal effects on sexual offence patterns.
79. Similar to Sexual Offences, the number of Rape Offences increased in October 2021, followed by a steady decline to January 2022.



Promoting Cohesion and Tackling Hate Crime

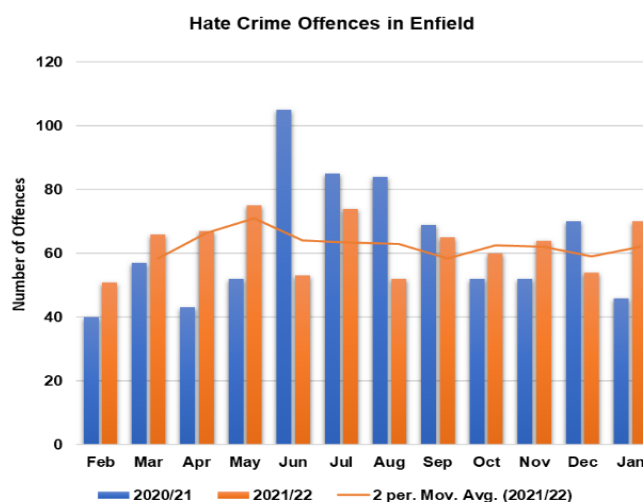
Table 2: Main strands of Hate Crime and the percentage change in Enfield and London

Hate Crime Strand	Enfield 12 Months to 31/01/2021	Enfield 12 Months to 31/01/2022	% Change	London 12 Months to 31/01/2021	London 12 Months to 31/01/2022	% Change
Racist and Religious Hate Crime Offences	655	650	-0.8%	21202	22686	7.0%
Homophobic Hate Crime Offences	58	78	34.5%	2895	3661	26.5%
Disability Hate Crime Offences	32	13	-59.4%	512	632	23.4%
Transgender Hate Crime Offences	10	10	0.0%	293	401	36.9%

**It is possible for a hate crime offence to have more than one motivating factor which is why the numbers for each strand should not be aggregated - used here for illustrative purposes.*

Hate Crime

80. Hate Crime decreased by 0.5% in the year ending January 2022 recording 751 offences, compared with 755 the previous year i.e. 4 less offences were recorded in Enfield.
81. The highest number of offences in the last 2 years were recorded in June 2020, with 105 offences recorded in that month alone. When June 2021 is now compared to June 2021, there is a stark contrast with 53 offences recorded.
82. Over the last 12 months numbers reached their highest levels in both May and July 2021 when 76 and 75 offences were recorded respectively, however January 2022 then recorded a further 70 offences.
83. Racist and religious hate crime formed the majority of such crime reported in the borough, followed by homophobic crime. Although much lower numbers homophobic crime increased by 34.5% in the borough, also rising in London by 26.5%.



84. In contrast in London there was a 10% increase in hate crime. There was monthly average of 2,282 offences recorded throughout 2021/22 compared to 2,075 monthly average in 2020/21. January 2022 recorded the one of the lowest monthly numbers in the last year since February 2021.
85. With overall numbers rising from 24,902 to 27,380, there was an average of 856 offences recorded per borough by year ending January 2022, an increase of 77 offences per local authority in the capital.
86. Consistently like Enfield the highest proportion of hate crime was recorded as racist and religious in its nature. In the capital this portion of hate crime recorded an increase of 7%. While in Enfield hate crime recorded by the Police with this flag declined by 0.8% by the end of January 2022 (i.e. 5 less offences).

Dealing with Anti-Social Behaviour (ASB)

87. There has now been a 37.8% decrease in the number of Anti-Social Behaviour calls recorded in the borough in the year to January 2022 when compared to last year with 6,698 less calls.
88. The very high numbers of calls recorded in April 2020 through to January 2021 are now in stark contrast to the lower numbers recorded earlier that year and also when compared with the same months in 2021/22. By the year ending January 2022 there were 11,043 calls compared with 17,141 calls by January 2021.
89. The highest number of calls recorded in the last 12 months were now recorded in March 2021 with 1,134 received by Police in the borough in this month alone. This is in contrast to the 930 calls received in March 2020 just as the first Covid-19 lockdown was coming into place.

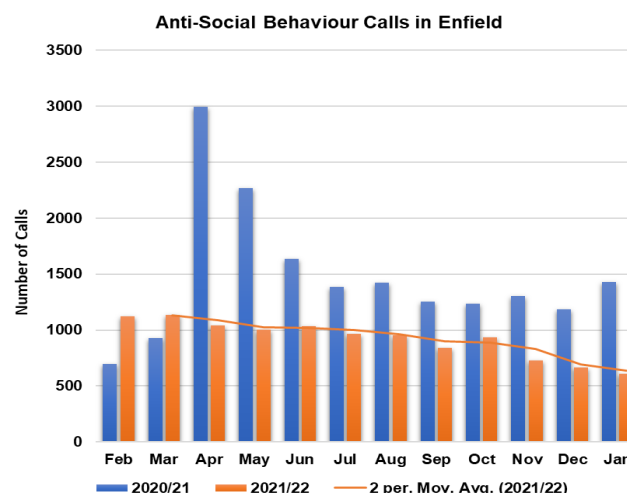


Table 3: Enfield ASB calls to Police by Category

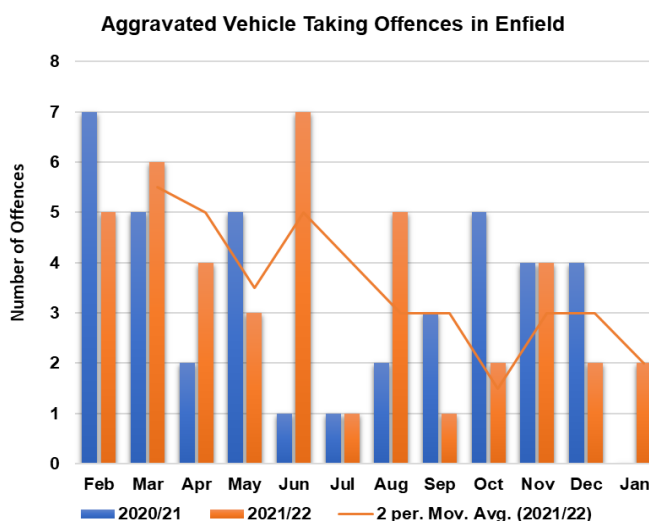
Police recorded Anti-Social Behaviour Calls in Enfield			
Enfield ASB Call Categories	Feb 2020 to Jan 2021	Feb 2021 to Jan 2022	% Change
Rowdy Or Inconsiderate Behaviour	9681	5674	-41%
Rowdy / Nuisance Neighbours	2721	1769	-35%
Not Mapped	2362	1106	-53%
Veh Nuisance / Inappropriate Use	988	1056	7%
Noise	736	565	-23%
Begging / Vagrancy	317	208	-34%
Veh Abandoned - Not stolen	199	188	-6%
Fireworks	173	161	-7%
Trespass	272	130	-52%
Littering / Drugs Paraphernalia	84	77	-8%
Prostitution Related Activity	118	62	-47%
Animal Problems	26	24	-8%
ASB Environmental	23	10	-57%
Street Drinking	21	6	-71%
ASB Nuisance	14	5	-64%
ASB Personal	6	2	-67%
Total	17741	11043	-38%

90. London's call levels also continue their return to normal with an overall decrease of 35.1% in the last year. By January 2021, 494,409 calls were received in the capital while a year later 320,641 calls were received equating to an average of 5,430 less calls per borough.
91. In January 2022 there were 19,130 calls or around 598 calls per borough in the month, compared to January 2021 when 38,028 calls were recorded in the month across the capital, approximately equating to 1,188 calls per borough.
92. Across both London and Enfield the highest proportion of anti-social behaviour calls to Police were for Rowdy Or Inconsiderate Behaviour along with Rowdy/Nuisance Neighbour issues.
93. In Enfield The next highest category of calls were for Vehicle Nuisance /Inappropriate Use.

Vehicle Offences in Enfield

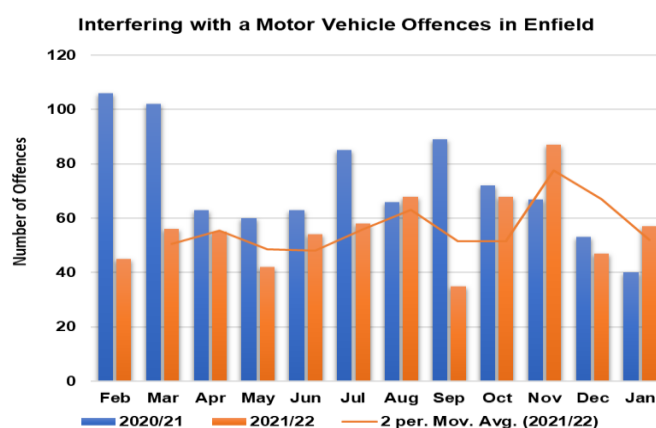
Aggravated Vehicle Taking

94. This offence type is consistently the smallest proportion of vehicle crime in the borough. This category is one of the two vehicle crime types to have risen over the last year.
95. 39 offences were recorded in the year to January 2021, compared with 42 recorded by January 2022, a 7.7% increase.
96. Over 2021/22 numbers of offences generally remained the same or lower than the same months in 2020/21. In March, April, June and August 2021, this trend reversed, and the numbers exceeded the same months in 2020.
97. In London, there has been a notable decrease of 24.8% in the same period, with 665 offences across the capital by January 2022, averaging 21 offences per borough while there had been 884 offences recorded across London the year before.



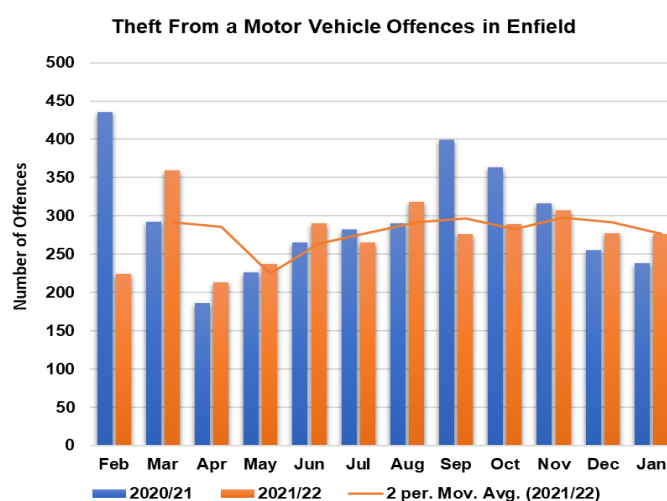
Interfering with a Motor Vehicle

98. In Enfield there has been a decrease of 194 offences in the year to January 2022, recording 672 offences, compared with 866 the previous year, a decrease of 22.4%.
99. Enfield recorded one of the lowest number of offences in January 2021 with 40 offences. February and March 2021 with offence levels at 44 and 54 offences respectively are in very stark contrast to the same months in 2020 at 102 and 106 offences respectively.
100. However most recently November 2021 with 87 offences and in contrast to the 67 recorded last November remains the month with the highest number of offences in the last year.
101. In London, there was a decrease of 23% from 14,652 offences across the capital in 2020/21 to 11,277 by January 2022, equating to 105 less offences per borough.



Theft from a Motor Vehicle

102. This vehicle crime category generally contributes to the highest volume of all vehicle related crime in Enfield.
103. By the end of 2021 there had been a decrease of 6.1%, recording 3,331 offences, compared with 3,548 offences in the year to January 2022, a difference of 217 less offences.
104. In London, there were 62,613 offences recorded in 2021/22. There was a slightly lower decrease of 3.5% in the capital from the 64,862 offences recorded in the year to January 2022, which equates to approximately 70 less offences per borough or 2,249 less offences in the capital.
105. In the last year, in Enfield there was a peak in March 2021 to 359 offences, with numbers not reaching the same levels in the borough either before or since.



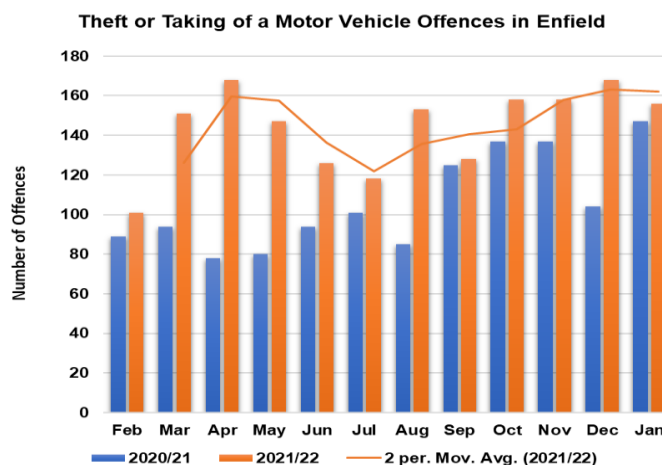
Theft or Taking of a Motor Vehicle

106. Within vehicle crime, this is the second highest vehicle crime type by volume in the borough and is the second one of this crime category to have increased in the year to January 2022 by a significant 36.3%.

107. There were a total of 1,732 Theft or Taking of Motor Vehicle offences in the year ending January 2022, compared with 1,271 offences the previous year - 461 more offences.

108. In London, there were 27,867 car thefts in 2021/22 compared to 25,219 in 2020/21, a difference of (n=2,648) or 83 more offences per borough and an overall 10.5% increase.

109. This increase across the capital equates to a local authority average of 871 offences in 2021/22.



Partnership & Community Policing

March 2022

Enfield – Core Script

Superintendent Chris Jones

Table of Contents

[Introduction](#)

[Bio](#)

[Community Tensions](#)

[BCU Performance Overview](#)

[Key Tasking's](#)

[Portfolio Overview](#)

[Planned Operations](#)

[CAPE Meetings](#)

[DWO Abstractions](#)

[Good News Stories](#)

Introduction

Welcome to the March 2022 addition of our Core Script looking at Partnership and Community Policing in Enfield.

We are pleased to share with you the role profiles for our teams, some of the work the teams have been delivering and our key objectives for the coming year.



Bio - Chief Inspector Karl Curran

Greetings,

My name is Karl Curran and I am the new uniform Chief Inspector for Neighbourhoods based at Edmonton Police Station; my team and I are responsible for all of Safer Neighbourhoods on NA. My portfolio includes P&P Hub and Safer Estates, along with two proactive units; Op Boxster, who work to disrupt the sex trade and Project Taipan, who can be proactively deployed to areas of high crime that cause disruption to the community.

It's an area of Policing that I am really passionate about and I am excited to work back on the BCU, having worked both in Enfield and Haringey in my career. I believe we will be most effective when we have strong relationships that are underpinned by good communication and a shared understanding of threats and risks; I want to share knowledge, information, skills and resources to develop innovative solutions and I look forward to working with police and partners to achieve this.

I have worked extensively in neighbourhoods and partnership roles during my career and I am interested in helping those with mental health needs, having worked on numerous Met wide mental health projects along with transformational roles, namely Grip and Pace and Met detention. I started my policing in Hertfordshire Police, working in Borehamwood and Hatfield before transferring into Enfield where I enjoyed time on Response and Neighbourhood teams. I left the BCU promotion to Sergeant but didn't go far, joining Waltham Forest Response as my first supervisory role. I was then given the challenge of being a duty officer role in Haringey which was an eye-opening exercise and really made me appreciate the demand of front line policing on a busy borough. Over the past four years I have worked with counter terrorism leading stakeholder engagement and Prevent training. I was also the national lead on the Vulnerability Support Service, working with forensic psychiatrists and psychologists to deliver a mental health response to subjects suspected of terrorism, trying to understand key triggers behind their behaviour and route into criminality. This was immensely rewarding work and highlighted the need to use subject matter experts from outside the police to help safeguard vulnerable people.

A little bit about myself – I would never have thought my career would be in the Police or indeed in London. Following College in Dorset, I followed in my family's footsteps by joining the military. I had an exciting five years travelling around the world in the Royal Marines where I toured the Mediterranean and Africa before serving operationally in Sierra Leone, Iraq and Afghanistan. I met my wife in my early twenties which led to me needing a more sensible job – this moved me from Dorset to London (having lost the first of many battles with my wife!) I am lucky to have children under seven and a Labrador puppy, all of who keep me busy in my home life. I am also coach football for my local town and wherever possible you'll find me on the golf course in my free time.

I'm really looking forward to working on the BCU again and understand the challenges we face together to increase public confidence and reduce crime.

Karl



Community Tensions February - March 2022

Tension Levels Normal

Robberies - Reviewing the Robbery figures from Enfield BCU from 1st February to date we have had 43 reported crimes, the majority of incidents have occurred in the N18, and EN3 post code areas.

Attempted Kidnap - On 6th February Police received a call from a witness stating that three males driving in a white van were attempting to abduct a 13 year old female on Fore Street N18. Both the victim and the informant met with Police, and the victim explained that the males approached her and asked her age, she then ran away from them.

This incident is also believed to be linked with an incident that occurred on the same day outside the Craig Park Youth Centre on Baxter Road N18. There were reports of males outside the location pulling down their trousers, fighting amongst each other, and chasing after young girls.

Murder - On 7th February Police were called to attend to a 18 year old male who had been stabbed in the chest at Bonnington House, Ayley Croft EN1. A particular address within that block is known to the Police, and had links to the incident at the time. The occupier of that address is believed to be the victim of cuckooing. A section 60 was implemented in and around the area as a result of the murder.

Police - Edmonton Green Town Centre Team went live on Monday 14th February 2022. The team are made up of 21 Police Officers, Two Sergeants and one Inspector, and are based out of Edmonton Police Station.

Bomb Hoax - On 17th February Police were called to attend the Jet Petrol Station, Church Street N9 to reports of a male smashing up the premises armed with a metal bar. Suspect was aggressively making racial comments towards a staff member, and commented about bombing the petrol station. Police arrived on scene and detained the male. He was in possession of a blue box with wires coming out of it. Cordons were put in place, and local residents were evacuated from their addresses. This was declared a critical incident, and a bomb disposal unit was deployed to the location. It was later confirmed not to be a bomb.

Gangs - Gang Intel - On 24th February intel received from local residents that a gang that used to be prevalent to Elsing Estate, Turkey Street EN1 called the "Get Money Crew" were now making a comeback. Residents are aware of old members, along with new kids hanging around the area more frequently.

ASB - Schools ASB - Intel received on 23rd February that there had been numerous calls to the area around McDonalds in Fore Street N18 with a group of 25 plus school children causing ASB, and intimidating members of public. Intel that a fight may be planned. A Section 35 dispersal order was authorised between 23/02/2022 - 25/02/2022.

BCU Performance Overview



Total Notifiable Offences

Offences
19/20 – 21/22
Comparison:
57,674 v 4,939
-5%

SD Rate
Last 12 Months:
8%

Offences
20/22 Last 20 weeks:
23,936 v 22,991
-4%

Weekly Average - TNO
5 Year Average 1,104
FY 19/20 1,190
Last 4 Weeks **1,158**




Violence with Injury (ex-DA)

Offences
19/20 – 21/22 Comparison:
3,268 v 3,491
+7%

SD Rate
Last 12 Months:
10%

Offences
20/22 Last 20 weeks:
1,281 v 1,382
+8%

Weekly Average – VWI
5 Year Average 96
FY 19/20 94
Last 4 Weeks **99**



Total Knife Crime

Offences
19/20 – 21/22
Comparison:
1,592 v 1,072
-33%

SD Rate
Last 12 Months:
15%

Offences
20/22 Last 20 weeks:
726 v 437
-40%

Weekly Average – Knife
5 Year Average 25
FY 19/20 30
Last 4 Weeks **19**



Personal Robbery

Offences
19/20 – 21/22
Comparison:
3,985 v 1,877
-53%

SD Rate
Last 12 Months:
8%

Offences
20/22 Last 20 weeks:
1,706 v 748
-56%

Weekly Average – Pers Rob
5 Year Average 53
FY 19/20 76
Last 4 Weeks **38**



Residential Burglary

Offences
19/20 – 21/22
Comparison:
4,331 v 3,098
-29%

SD Rate
Last 12 Months:
3%

Offences
20/22 Last 20 weeks:
1,987 v 1,327
-33%

Weekly Average – Res Burg
5 Year Average 89
FY 19/20 95
Last 4 Weeks **57**



Lethal Barrel Weapon Discharges

Offences
12 Months

	LBW Guns	Total Guns
Mar-21	2	3
Apr-21	0	0
May-21	2	1
Jun-21	2	1
Jul-21	2	2
Aug-21	1	1
Sep-21	2	5
Oct-21	0	4
Nov-21	0	9
Dec-21	1	23
Jan-22	0	5
Feb-22	0	4

09/03/2022 data source – METSTATS2

09/03/2022 data source – http://10.71.0.51/t/publication/views/COVID-19PerformanceMonitoringDashboard/Coversheet?iframeSizedToWindow=true&%3Aembed=y&%3AshowAppBanner=false&%3Adisplay_count=no&%3AshowVizHome=no



**METROPOLITAN
POLICE**



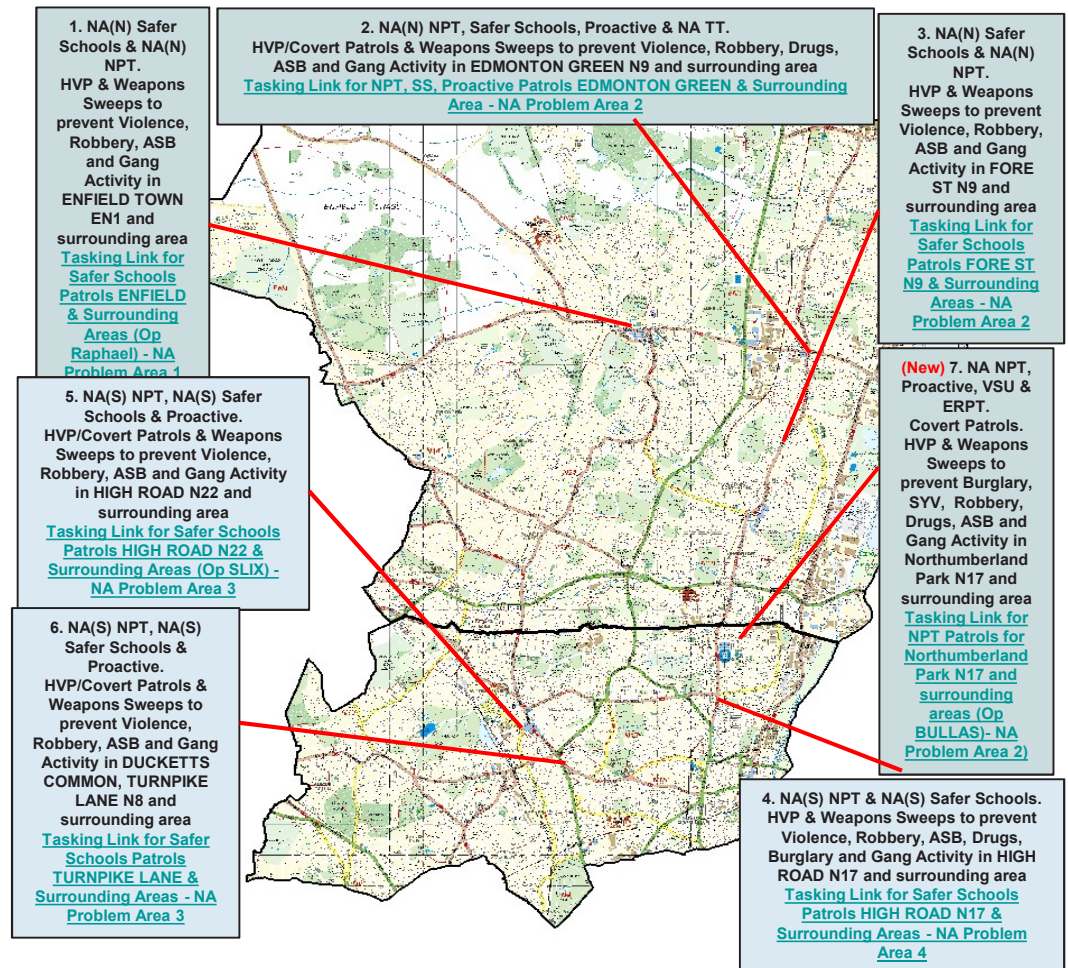
Key Tasking's

NA BCU Tasking's – Sharepoint Tasking

NA BCU February SharePoint Taskings:

- 1) NA(N) NPT & Safer Schools (Op Raphael) – ENFIELD TOWN and Surrounding Areas. Area currently a hotspot for Robbery, ASB, Violence and Gang Activity involving Schoolchildren. HVP & Weapon/Drug Sweeps. [Task 1 - Enfield Town](#)
- 2) NA(N) NPT, Safer Schools, Proactive, LA Enforcement & NATT (Op Cubone) – EDMONTON GREEN and Surrounding Areas. Area currently a hotspot for Robbery, ASB, Violence and Gang Activity. HVP & Weapon/Drug Sweeps. [Task 2 - Edmonton Green](#)
- 3) NA(N) NPT, Safer Schools, Proactive & LA Enforcement (Op Upchuck) – FORE ST and Surrounding Areas. Area currently a hotspot for Robbery, ASB, Violence and Gang Activity. HVP & Weapon/Drug Sweeps. [Task 3 - Fore St N9](#)
- 4) NA(S) NPT & Safer Schools – TOTTENHAM HIGH RD and Surrounding Areas. Area currently a hotspot for Robbery, ASB, Violence, Drugs, Burglary and Gang Activity. HVP & Weapon/Drug Sweeps [Task 4 - High Road N17](#)
- 5) NA(S) NPT, Safer Schools, Proactive & LA Enforcement (Op Slix) – WOOD GREEN HIGH RD and Surrounding Areas. Area currently a hotspot for Robbery, ASB, Violence, Drugs and Gang Activity. Covert, HVP & Weapon/Drug Sweeps [Task 5 - High Road N22](#)
- 6) Project Taipan, NA(S) NPT & Safer Schools & Proactive – TURNPIKE LANE N8 and Surrounding Areas. Area currently a hotspot for Gang Activity, Violence, Robbery, ASB & Drugs. Covert, HVP & Weapon/Drug Sweeps [Task 6 - Turnpike Lane N8](#)
- *New*** 7) NA NPT, Proactive, VSU & ERPT (Op Exo/Op Bullas) – NORTHUMBERLAND PARK N17 and Surrounding Areas. Area currently a hotspot for Burglary, Robbery, SYV, ASB and Gang activity. Covert, HVP & Weapons/Drug Sweeps. ***New*** [Task 7 - Northumberland Park N17](#)

PLEASE SUBMIT ANY TASKING RETURNS USING THE BELOW LINK: [NEW TASKING RETURN \(CLICK HERE\)](#)

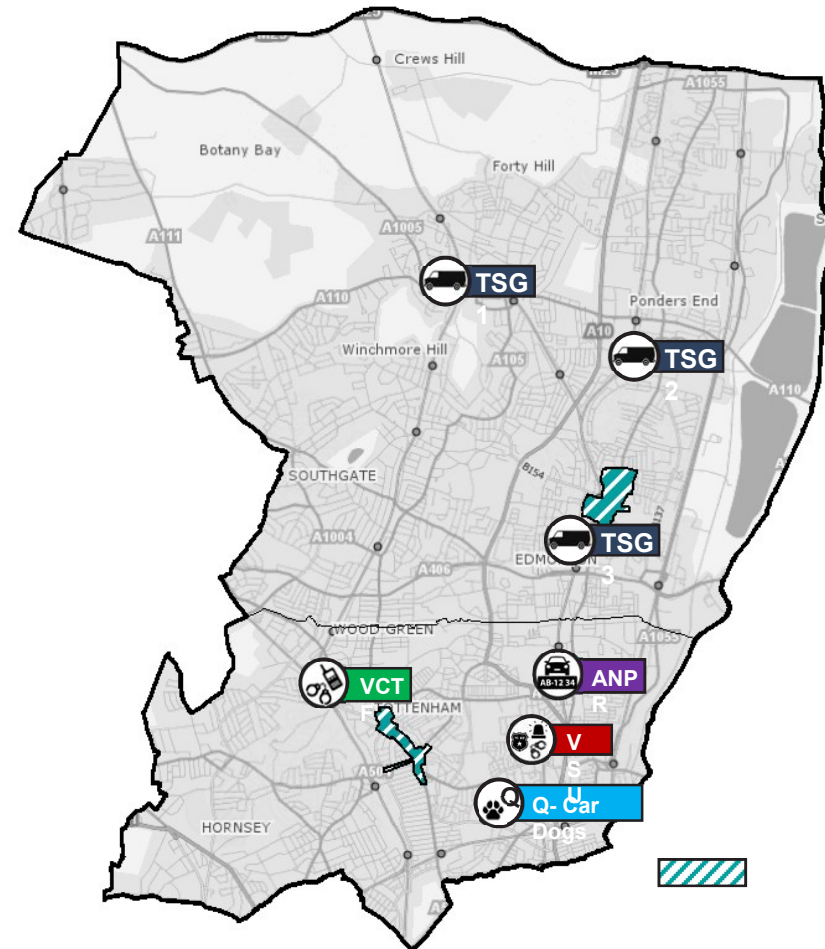


Key Tasking's

Resource Allocation NA BCU

Problem Areas	Summary
EN3 (Brecon Rd)	Robbery – key nominal stopped in the area Violence – Stabbing in the area Burglary – Key location for cannabis factories CCE – Emerging AC group are active in this area
Edmonton	CCE- Trap house on Fore attracting N18 children Robbery – key 'at risk' children are committing robberies and violence in this area
Wood Green High Road	Robbery & violence hotspot
Tottenham High Road	Robbery & violence hotspot

Team	Time Period	Location
Town Centre Team	Permanent	Edmonton Green Wood Green High Road
Q- Cars	Permanent	
ANPR	Until 11 th April	
VSU	Permanent	
TSG	Until 11 th April	



Official Sensitive 16/03/2022



Portfolio Overview

- [Safer Neighbourhoods](#)
- [Safer Estates](#)
- [Edmonton Green Town Centre Team](#)
- [Operation Boxster](#)
- [Project Taipan](#)
- [Partnership & Prevention Hub](#)

Safer Neighbourhoods

Role Profile and Key Objectives for 2022

Safer Neighbourhoods in Enfield is broken down into 21 wards, consisting of one Inspector, seven Sergeants 52 PC's and 21 PCSO's. The officers work shifts between the hours of 0700 – 2300 7 days a week.

Primarily Neighbourhoods policing centres around engagement with our key stakeholders, partners & most importantly our local community. Engagement takes many forms such as;

- Contact sessions
- Pop up meetings in the street
- Community events
- Public forums with the Local Authority
- Burglary cocooning for vulnerable victims

Our officers attend three monthly ward panel meetings to discuss current crime trends and listen to concerns of the local community and agree policing priorities for the coming months.

There are daily high visibility patrols in hotspot areas to tackle issues such as Burglary, Robbery and violence against women and girls as well as conducting reassurance patrols after events that are likely to have an impact on the local communities. During these patrols officers are proactive in dealing with issues such as drinking/drug taking and anti-social behaviour that affects the quality of life for many people.

Another large part of Neighbourhood policing is dealing with long term issues within communities, this can take many forms such as mediation and regular welfare visits to resolve problems amicably when possible but also include planning and executing warrants and making arrests when required.

Safer Estates

Role Profile and Key Objectives for 2022

A dedicated team working in partnership with Enfield Local Authority to target ASB and crime, safeguard vulnerable persons and engage with the community and local residents in nominated housing estates.

The team take a high visibility proactive approach in responding to issues whilst working towards satisfactory conclusions for all involved. The team are made up of one Sergeant and 15 Constables.

Key Objectives for 2022

1. Support the local authority with a visible presence whilst working in line with MPS aspirations
2. Increase community and public confidence for patrolled areas and surrounding environs
3. Target and reduce ASB and crime to support the community, residents and Local Authority in key patrol areas

Edmonton Green Town Centre

Role Profile and Key Objectives for 2022

Since 14th February 2022 Edmonton Green has a dedicated Town Centre Team consisting of one Inspector, three Sergeants and 21 PC's split over three teams. The shifts are created around demand with a core day shift 0900-1900 hours 7 days per week with later shifts until 0200 Thursday, Friday and Saturday.

The primary focus of the TCT is violence reduction with an emphasis on serious youth violence and violence against women and girls, while rebuilding trust and confidence. This will be achieved through high visibility policing in intelligence led hot spots and by working in partnership with local stakeholders including business owners and youth groups to understand root causes and work together to provide long term solutions to ongoing problems.

Edmonton Green Town Centre Team

Key Achievements (last month)

Since the launch in February TCT officers have completed;

138 Stop and Searches, with 40 of those ending in a positive outcome. Offences ranging from possession of controlled drugs to offensive weapons.

14 arrests have been made including;

Possession of an offensive weapon - kitchen knife

Possession of an offensive weapon - in possession of a hammer following a fight

Murder

These are all having a significant impact on the priority set of reducing violence within the footprint.

A weapon sweep also uncovered a kitchen knife at a location known to be frequented by youths and an area police are often called to for reports of ASB.

Using POP money the TCT has been able to fund the opening of a new youth centre at the Salvation Army Church, Fore Street which will help divert some of the youth we encounter away from the street to a place of safety with positive influence. We look forward to this opening next month!

Operation Boxster

Role Profile and Key Objectives for 2022

Operation Boxster is a dedicated police unit assigned to;

- Reduce the number of sex workers on North Area
- Safeguard vulnerable sex workers
- Assist outreach teams divert women from sex work
- Tackle anti-social behaviour caused or committed by sex workers on Fore Street and High Rd N22.

The unit is made up of one Sergeant and six Constables

Operation Boxster

Key Achievements (last month)

- Since August 2021 Officers from Op Boxster have arrested over 120 individuals within the footprint of Fore Street / High Rd
- Working with our partners in Enfield Council ASB Team and The Salvation Army funding has been obtained to train two individuals to become Independent Sexual Violence Advisors
 - This important role will help support sex workers who are victims of violence and help guide victims of violence through police and possible court procedures
- A structured outreach programme using our partners from The Salvation Army, NHS, Streetlights UK and SHOC & CLASH continues to try to help and divert women involved in sex work. Their tireless work in the area is vital in trying make the areas of Fore Street and the High Road a safer place for residents
- To date 75 males have been arrested and dealt with for soliciting a woman for prostitution. These males have been diverted to a Awareness course run by our partners Streetlights UK. The course is a day long and costs the male £250 which is used by the charity to fund it's outreach work.
 - To date no males sent on the course have been seen to re-offend.

Project Taipan

Role Profile and Key Objectives for 2022

A dedicated Neighbourhood proactive tasking team who devise and utilise tactics to engage with the public whilst supporting the community and target crime and offenders.

Project Taipan work with partner agencies to deliver quality outcomes and are at the forefront of proactive policing. The team are made up of one Sergeant and seven Constables

Key Objectives for 2022

1. Reduction in Violent Crime in footprint where deployed
2. Increase public confidence for deployment area
3. Address criminality in key locations whilst making a positive impact in line with MPS aspirations

Partnership & Prevention Hub

Role Profile and Key Objectives for 2022

The Partnership and Prevention Hub consists of one Inspector, two sergeants and 12 PC's. The key areas of responsibility are;

- Licensing
 - assessing new applications
 - enforcing conditions of licence
 - managing issues arising in around licensed premises
- CMARAC, working in partnership to;
 - safeguard those in the community who are vulnerable
 - managing ongoing ASB problems in the community
- Working in partnership to reduce rough sleepers
- Leading faith engagement across North Area
- Managing the anti-social behaviour early intervention scheme
- Monitoring community tensions
- Managing social media and communications for North Area
- Organising Positive Activity Initiatives for North Area

Partnership & Prevention Hub

Key Achievements (last month)

The Partnership and Prevention Hub have been instrumental in the organisation of the Positive Activity Initiatives (PAI's) culminating on 22nd March 2022.

Working closely with volunteers and partners we are delighted to have delivered 12 PAI's, in North Area, over the last nine months. (The highest number in the MPS)

The PAI's consists of two activities over a period of three to six weeks and activities included;

- High visibility patrols
- Weapon and drug sweeps
- Introductory and closing surveys with residents
- Street briefings in key areas
- Crime prevention packs and team contact details delivered to residents
- Ward newsletters delivered to residents
- Anti-Theft pick pocketing devices/anti-theft MV screws handed out to local residents
- Action/engagement work carried out by the team were posted over twitter
- School engagement
- Walk and talk
- Community events

The areas chosen for PAI's were those experiencing low public confidence and or high crime, specifically violent crime.

We have seen some really positive feedback on the closing surveys and look forward to receiving a more in depth analysis later this year. There will be a further 12 PAI'S delivered across North Area over the coming year starting in April 2022.

Our team have also been working incredibly hard to reduce the number of calls from our repeat callers and have seen some excellent results this year. In February we saw a decrease in the number of calls from 558 in January to 150 in February and a year on year decrease of 25%.

Planned Operations

Safeguarding Operations

Op Verona, tackling the rise in sexual offences in North Area

- *A Multi Agency approach incorporating reassurance patrols, community engagement and a communication strategy to keep the community updated and involved*

Robbery/Violence Operations

Op Raphael, reducing youth related robberies and youth violence in Enfield, and to eliminate community concerns regarding the recent rise in robberies

- *Targeted hotspot patrols and weapons sweeps*

Cross Cutting Operations

Op Rath, targeting and reducing gang activity, drugs supply and anti-social behaviour

- *overt and covert activity with increased patrols, sourcing and execution of Search warrants and specific targeting of High Harm Offenders*

Op Slix, targeting organised crime in known locations, disrupt criminality and arrest known offenders

- *Search warrants planned for end of March*

Op Psyduck, tackling Catalytic Converter thefts

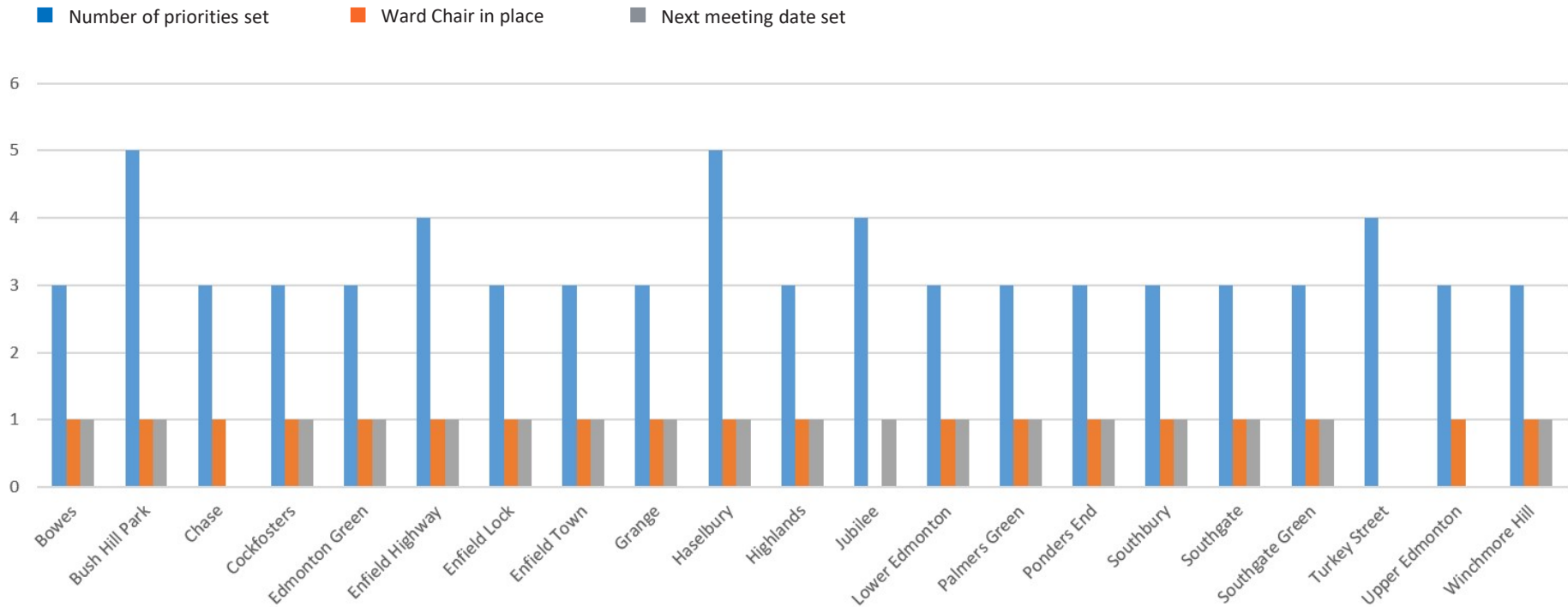
- *Proactive patrols targeting high theft areas*

Op Bullus, targeting and reducing gang activity, drugs supply and anti-social behaviour

- *Executing of search warrants and extensive community engagement.*

CAPE Meetings

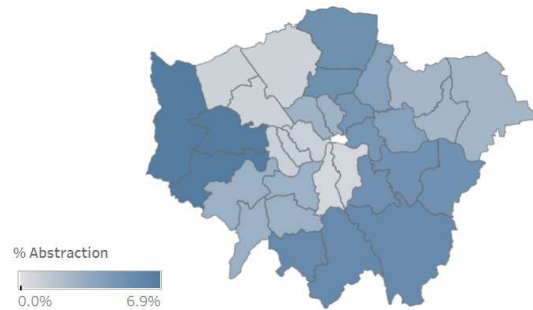
All wards have between three and five ward priorities set
 90% of wards have a Ward Chair in place
 86% of wards have a meeting date set



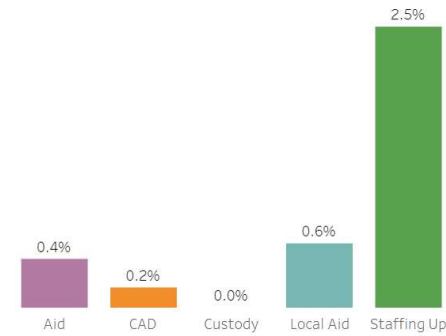
DWO Abstractions

Total Abstraction (%)

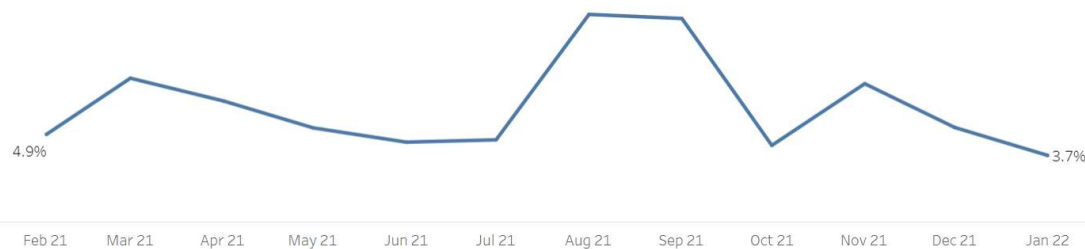
Select your borough/Basic Command Unit from the map below:



DWO Abstraction by Category

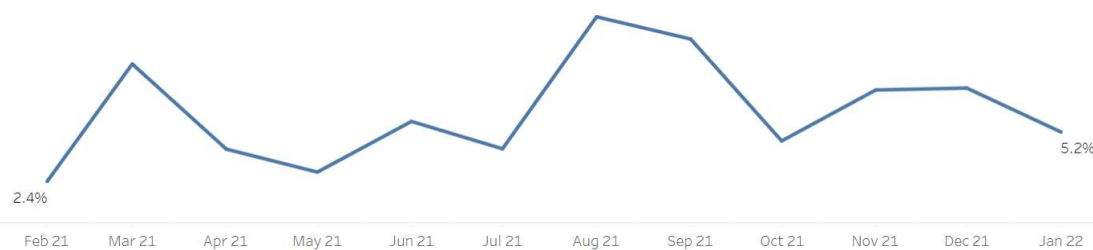


Total Abstraction (%) monthly trend



MPS monthly trend

Total Abstraction (%) monthly trend



North Area monthly trend

Good News Stories



09th March 2022
Male found in possession of two large bags of cannabis edibles was arrested for Possession with Intent to Supply Class B Drug.

Further cannabis was found at his home address



7th March 2022
Male arrested and charged with Possession of an Offensive Weapon after being stopped in Riverfront, Enfield Town, where ASB had previously been reported, in possession of a lock knife.

16th March 2022
Lowden Road, N9
Cannabis Factory closed and 120 plants destroyed.




10th March 2022
Officers stopped a male in a vehicle after been seen acting suspiciously on Ladysmith Road, Enfield.

Vehicle searched and knives were found in drivers compartment. Arrested for Possession of a Point & Bladed Article

7th March 2022
Male arrested and charged with a Serious Sexual Assault on a 15 year old in Colyton Road, N18.

Thanks to Op Boxster Officers who identified the victim and based on her account and description they were able to conduct CCTV enquiries and map out his journey. Resulting in the identification of a serial offender through facial recognition software.



January 2022
A weapons sweep on Shires Estate led to discovery of drug hide and recovery of a large amount of Cocaine as well as the closure of an abandoned garage being used as a place to take drugs



**METROPOLITAN
POLICE**



Good News Stories



Our [#SaferEstates](#) team are working hard to reduce crime in [#Enfield](#) in partnership with [@EnfieldCouncil](#)

A group were stopped in [#SnellsPark](#) [#N18](#) and this was removed from a 15 year old along with a balaclava, gloves and cannabis.

Make the [red](#) and lets reduce crime together.



24th February 2022
53 wraps of crack & heroin were recovered during an arrest enquiry



25th February 2022
Male arrested and charged following the recovery of Cocaine, Cannabis, scales and a knuckle duster during a search warrant.

March 2022
During March we ran three joint training days attended by Neighbourhood Officer, Local Authority, Members of the IAG, Ward Chairs and Community Stake Holders.



March 2022
Over the last 3 weeks, through proactive work, we recovered 10 LOS vehicles and reunited them with their rightful owners.

The public & resident responses to this have been fantastic, and the team have really achieved confidence in policing in the local area.



NEWS - 13 MARCH 2022 08:00

Five jailed following fatal stabbing in Enfield



Five men have been jailed for more than 34 years following a Met investigation into the fatal stabbing of a man in Enfield.



METROPOLITAN
POLICE



Good News Stories



March 2022
Officers from Op Boxster conducted a stop of a vehicle in an area known to be used by sex workers in Edmonton. In the vehicle a male was discovered with over 14 kg of cannabis with a street value of £100,000. The male was arrested and charged for Possession with Intent to Supply Class B Drugs and is currently on remand in prison awaiting trial.



A man who murdered a woman and attacked two others within hours has been convicted.

Brian Sengendo, 27, of Gilbert Street, Enfield, was armed with a knife when he threatened one of the surviving victims that he would “enjoy” raping her, commanding her to do what he says otherwise he would kill her.

On the same day (August 4, 2020) he murdered Therasia Gordon and dumped her body by a roadside in Enfield.

Sengendo was found guilty of two counts of kidnap, rape, attempted murder, possession of a weapon in public and making threats to kill and murder.

PC Lauren Banks attended Waverly primary school and delivered a workshop on “people who help us”. The students had a fantastic morning.



The MPS launches “Walk and Talk” across London as it continues its work to tackle violence against women and girls.

“No woman should ever feel unsafe walking the streets, through a park, or using public transport. We are doing everything we possibly can to tackle violence against women and girls.”

Insp. Jas Kaur on patrol and engaging member of the public



**METROPOLITAN
POLICE**

